

# THAT'S NO VAN. THAT'S A MAN.

The MAN TGE.



MAN Truck & Bus SE  
Postfach 50 06 20  
D-80976 Munich  
[www.van.man](http://www.van.man)

D115.003

Subject to change without notice. Modifications and errors reserved. Products may vary in their shape, construction, colour shades and included features after the copy deadline for this brochure on 28.05.2021. The illustrations may also show special equipment, decoration elements or accessories that are not standard equipment. Where symbols or numbers are used to describe an order or the subject of an order, no rights may be derived solely from these. This publication is for international use. Any statements regarding statutory, legal and tax provisions and their effects are only valid for the Federal Republic of Germany at the time this publication was last updated. Please contact your MAN sales representative for any questions concerning the regulation applicable in other countries and its legal consequences.

MAN Truck & Bus – A company of the MAN Group




## Contents

<b>Intro</b>	<b>4</b>	Superstructures	40
The models at a glance	6	Equipment packages	44
E-mobility	8	<b>Innovations and safety</b>	<b>46</b>
Connectivity	10	Additional assistance systems	50
<b>Interior and exterior</b>	<b>12</b>	<b>Aftersales</b>	<b>52</b>
Storage system	14	<b>Drive and engines</b>	<b>56</b>
Connectivity – infotainment	16	<b>Vehicle line-up</b>	<b>60</b>
Connectivity – call services	18	<b>Additional equipment</b>	<b>62</b>
Air conditioning	19	General and additional information	64
Seating and seat configurations	20		
Loading compartment	22		
Front and rear design	26		
Wheels and paint finishes	28		
<b>Versatility</b>	<b>30</b>		
Van options	32		
Electric transport	34		
Passenger transport	36		



INTRO

**IT ENDS THE DAY  
LEAVING ONLY THE  
WORK EXHAUSTED.**



**The MAN TGE has probably more commercial vehicle experience behind it than any other van.**

Whether for construction jobs, forestry, passenger transport or quarry work, this van can handle almost any terrain. Available in a wide range of configurations and offering plenty of digital features, it also comes with customer-oriented service that ensures you always get the job done right. For over a century, MAN has been the global leader in commercial vehicles, so no one knows your needs better. And with our 24-hour service, we're always there when you need us. Learn more now about the truck among vans.

### 1 – The panel van

#### Loads of load space.

The MAN TGE panel van can safely deliver any freight to its destination. Its spacious loading compartment with up to 18.4 m<sup>3</sup> of volume offers plenty of room to spare. Up to 14 lashing points and rails<sup>1</sup> embedded in the floor, side walls, end wall and roof keep everything right where it should be.

### 2 – The minibus

#### Where every passenger is a VIP.

The MAN TGE minibus can accommodate up to 19 passengers in addition to the driver. With its numerous seating arrangements and air-conditioning as well as its equipment and configuration options ensuring the highest possible flexibility and comfort, the MAN TGE “City”, “Intercity” or “Coach” minibus models cover everything that contemporary passenger transport has to offer. And with a category B driving licence, you can drive the TGE “combi van” with up to 8 passenger seats.

### 3 – The chassis

#### ’Cause this is no picnic.

Whether configured together with a chassis with platform body or as a tipper, tipper with crane, roll-off skip loader, tow truck or skylifter truck – the MAN TGE in all its shapes and versions is your reliable partner on the job. And with the crew cab option, you can even take six hard-working colleagues along with you.

<sup>1</sup>Optional equipment at extra cost.

# EVERYTHING YOU NEED AND MORE. THE MAN TGE.



1



2



3

# READY FOR ALL MISSIONS. WITHOUT EMISSIONS.



**The urban and suburban logistics industry is constantly changing and becoming ever more complex:** The growth in commodity and distribution traffic is increasingly confronted with societal demands for sustainability, especially where the reduction of pollutants and noise emissions are concerned. With its comprehensive, innovative and holistic transport concepts as well as the expansion of an all-electric vehicle fleet – featuring the MAN eTGE – MAN provides tailor-made solutions for the

urban logistics of the future. As a fully electric series-production vehicle, the MAN eTGE can compete with the total cost of ownership of a MAN TGE Diesel. But its direct economic benefits aren't the only thing that makes its purchase exciting. Its CO<sub>2</sub>-free drive does its part to improve city air and is so quiet that deliveries can easily be made at night, thus expanding shipment hours and increasing schedule flexibility. In addition to providing a high-performance vehicle, we offer comprehensive fleet

advice for the ideal introduction to electromobility and are at your side with MAN Transport Solutions throughout the entire life cycle of the MAN eTGE. Along with the usual support in service and maintenance, the specialist advisors at MAN Transport Solutions offer assistance on issues that range from electric vehicle deployment and route planning to charging infrastructure and energy supply.

## RE-ENERGISE YOUR COMPANY WITH MAN TRANSPORT SOLUTIONS.



**Operational analysis and mobility concept**  
We work together with you to analyse the current state of both your business as well as your fleet deployment and then develop a tailor-made mobility concept to provide a cost-efficient launch into the world of e-mobility.



**Charging infrastructure and energy supply**  
Together we develop the charging infrastructure, simulate vehicle deployment and charging processes and establish the optimal energy supply strategy for your business to make your transition to e-mobility as easy and successful as possible.



**E-mobility entry and fleet integration**  
We provide comprehensive advice on the use and maintenance of your electric vehicles, offer employee training support and are always there as a competent partner for your service workshop.

CONNECTIVITY

# IN THE NET AND ON THE GO – WITH MAN CONNECT.

By connecting driver, vehicle and environment, MAN Connect and the infotainment generation with online compatibility bring the digital revolution directly to your MAN TGE.

The infotainment systems can be conveniently connected to your smartphone and enable you to use compatible apps via MAN SmartLink. Depending on the equipment option, the vehicle also offers its own online services. In the event of a breakdown or emergency, call services can be quickly accessed with the 3-button module<sup>1</sup> in the roof console, ensuring your safety no matter what the situation.

Also, the standard installation of the MAN Telematics Box<sup>2</sup> in vehicles from model year 2021 onwards make them all compatible with MAN DigitalServices<sup>3</sup>. In the future, MAN TGE will be able to offer customers a wide spectrum of services that will pave the way for the development of their digital fleets. The MAN Telematics Box<sup>2</sup> will be the interface for providing a comprehensive overview of fleet and vehicle data and supplying valuable information to help increase efficiency.

Let MAN take your company one step further into the future of mobility.

<sup>1</sup>Not available for eTGE and special bodies (e.g. cowl, platform) as well as vehicles without radio and vehicles with preparation for radio installation. <sup>2</sup>Not available for eTGE, vehicles without radio and vehicles with preparation for radio installation. <sup>3</sup>The services will be available at a later date.

INTERIOR AND EXTERIOR

**LAND YOURSELF  
A CUSHY JOB!**

Whether heading to work, on the construction site or taking a well-earned break, the MAN TGE is a true professional that goes wherever you go.

The ergonomic driver's workstation offers you incomparable comfort on the move – and even on rocky, uneven roads. The same goes for the infotainment system<sup>1</sup> that can be conveniently controlled by voice command, allowing you to focus more of your attention on the road. The ingeniously versatile loading compartments and storage areas keep your workday in order.

<sup>1</sup>Optional equipment at extra cost.



## TOP Storage system.

The extraordinary interior of this van immediately sets it apart from the rest.

The sophisticated storage concept has a place for everything you need, from work gloves to a ruler. Besides the especially large and deep storage areas underneath the entire length of the windshield, additional storage compartments or areas are mounted to the roof gallery<sup>1</sup>, above the spacious glove compartment and in the doors. The MAN TGE offers even more storage space under the folding bench seat. Practical compartments and holders are also available on the foldable seat back<sup>1</sup> of the front passenger double seat bank. The dashboard includes two cup holders on both the driver and front seat passenger sides and two or optionally three 12V outlets<sup>1</sup>. A fourth 12V outlet<sup>1</sup> and a 230V outlet<sup>1</sup> on the driver console are also optionally available. Two USB ports<sup>1</sup> right next to the gear lever complete the intuitive workstation.

- 
- 1 Storage space under the bench seat
  - 2 230 V power socket<sup>1</sup>
  - 3 Foldable seat back with cup holders, tablet holder and storage compartment<sup>1</sup>
  - 4 Storage compartments in the doors
  - 5 USB port<sup>1</sup>
  - 6 Cup holder
  - 7 12 V power socket<sup>1</sup>
  - 8 Lockable glove compartment<sup>1</sup>
  - 9 Sophisticated storage system with compartments
  - 10 Overhead storage unit<sup>1</sup>

<sup>1</sup>Optional equipment at extra cost.





## Connectivity – infotainment.

The online-compatible infotainment systems will make your workday easier than ever before.

In interaction with the standard MAN Telematics Box<sup>1</sup>, these systems will provide you with access to a wide variety of mobile online services that are optimally tailored to the diverse needs of your industry. Intuitive and easy to operate, the infotainment systems are

available in four different functional ranges. You can choose either a standard radio with optional call service or a more all-inclusive system with Online Navigation and the innovative and expandable InVehicle Apps, which can help you with refuelling and parking, for example, by providing useful information on parking fees and fuel prices.



1

### 1 – MAN Media Van Business Navigation<sup>2</sup> – The all-round carefree package.

- 8-inch TFT colour display with touch screen
- DAB+ compatible
- Hands-free kit
- Wireless MAN SmartLink for connecting a smartphone via Bluetooth or WLAN
- Includes two-year license for navigation function with live traffic function, regular map updates (can be renewed via MAN Now)
- Use of online services (weather, news) and more
- Use of music streaming services via the smartphone (MAN MirrorLink®, Apple CarPlay™, Android Auto™)
- Including connectivity for MAN DigitalServices and MAN Connect services

<sup>1</sup>Not available for eTGE, vehicles without radio and vehicles with preparation for radio installation. <sup>2</sup>Optional equipment at extra cost. <sup>3</sup>Not shown <sup>4</sup>Weather at current location only.

## Connectivity – infotainment.

### 2 – MAN Media Van Business<sup>2,3</sup> – advanced comfort.

- 8-inch TFT colour display with touch screen
- DAB+ compatible
- Hands-free kit
- Wireless MAN SmartLink for connecting a smartphone via Bluetooth or WLAN
- Use of online services (weather<sup>4</sup>, news) and more
- Including connectivity for MAN DigitalServices and MAN Connect services

### 3 – MAN Media Van<sup>2</sup> – classic with touch screen.

- 6.5-inch TFT colour display with touch screen
- DAB+ compatible
- Hands-free kit
- MAN SmartLink for connecting a smartphone via cable
- Including connectivity for MAN DigitalServices and MAN Connect call services

### 4 – MAN Radio Van<sup>2</sup> – just radio.

- Entry level version with the basic “radio” function (not DAB+ compatible)
- SD card slot available
- Including connectivity for MAN DigitalServices



1



3



4

## Connectivity – MAN Connect call services.

Digital call services via the 3-button module<sup>1</sup> now make it possible to receive speedy help in emergency situations.

### **TOP** What is the 3-button module<sup>1</sup>?

The 3-button module<sup>1</sup> is located in the roof console of the MAN TGE. Together with the installed MAN Telematics box<sup>2</sup> with integrated eSim card, it serves as a constant companion for help in emergencies, for breakdown assistance or technical questions about the vehicle and its operation. In the event of an emergency call, you will immediately be connected with the appropriate contact person at the mere touch of a button or the deployment of the airbag, sparing you a time-wasting search for phone numbers in a potentially hazardous situation. You will be quickly connected – without an additional mobile phone.

The 3-button module<sup>1</sup> is compatible with all infotainment systems and it's already integrated into the roof console of three models in advance. In the "MAN Radio Van" entry-level version, the 3-button module<sup>1</sup> can be installed factory-direct<sup>3</sup> for an extra charge.



#### **MAN info call:**

For professional solutions to vehicle-related problems, the MAN info call connects to the MAN Mobile24 centre with a mere touch of the "i" button. An agent fluent in your language is then automatically selected based on your infotainment system settings. Here you'll find professional answers to all of your questions.



#### **MAN breakdown service:**

In the event of a breakdown, you will be connected at the touch of a button on the wrench symbol to the MAN Mobile24 headquarters call centre, where an employee will welcome and advise you in the infotainment system language of your choice. At the same time, important vehicle data such as location and malfunction codes are transmitted automatically to MAN Mobile24, and the employee will also contact the nearest MAN workshop, which can react to the breakdown with a speedy diagnosis and repair.



#### **Emergency call (EU emergency call):**

In the event of an accident that triggers the airbag, a voice connection to the emergency call centre is automatically established via the 112 emergency number. For medical emergencies, the emergency call can be activated manually using the signal red SOS button. The module then simultaneously transmits the vehicle location and other legally required information to accelerate rescue operations.

<sup>1</sup>Not available for eTGE and special bodies (e.g.cowl, platform) as well as vehicles without radio and vehicles with preparation for radio installation.

<sup>2</sup>Not available for eTGE, vehicles without radio and vehicles with preparation for radio installation

<sup>3</sup>The 3-button module cannot be retrofitted.

## Air conditioning.

In the MAN TGE, you always feel comfortable in your job. You can choose between manual Climatic<sup>1</sup> air conditioning or automatic Climatronic<sup>1</sup> temperature control.

In the MAN TGE combi van, an air duct under the roof console keeps your passengers comfortable on every journey. This air flow in the duct can be individually adjusted using a separate controller. All other minibus models (TGE City, TGE Intercity, TGE Coach) can also be equipped with a separate air conditioning control for the passenger compartment. Tinted, insulating windows<sup>1</sup> also keep temperatures comfortable in the passenger area. So no matter where you go or what the weather, in the MAN TGE you can always rely on a pleasant work climate.

#### **1 – Heating and ventilation**

The MAN TGE comes with heating and ventilation as standard.

#### **2 – Climatic (manual)<sup>1</sup>**

The infinitely variable control of the air conditioning system ensures that the temperature can be adjusted to the desired level.

#### **3 – Climatronic (automatic)<sup>1</sup>**

With this system, temperatures can be individually adjusted in two or three zones including the driver, front seat passenger and loading/passenger areas. It takes into account the intensity of the sunshine and the exterior temperature, and then adjusts the air conditioning to compensate. Automatic air recirculation, an air quality sensor, additional air vents in the roof liner<sup>1</sup> and optional additional heating also ensure your comfort.

<sup>1</sup>Optional equipment at extra cost.



## Seating.

When it comes to seating, the MAN TGE offers you a similarly impressive range of options.

There are six seating options ranging from "Standard", "Comfort"<sup>1</sup> or "Comfort Plus"<sup>1</sup>, all available as swivel seats<sup>1</sup>, to the extraordinarily ergonomic "ergoComfort"<sup>1</sup> seat featuring the AGR seal of approval and even a massage function in the "ergoActive"<sup>1</sup> version. We also offer a wide selection of seat covers for the Man TGE. Choose between (a) the extremely abrasion-resistant, long-lasting seat covers<sup>2</sup> made of the robust "Marathon"<sup>1</sup> material popular in utility vehicles, (b) the standard fabric seat covers "Toronto Grid" or (c) the high-quality seat covers in "Mesh"<sup>1</sup> synthetic leather.



### 1 – Rear bench crew cab

The bigger your team, the faster you can get the job done. The rear bench seat in the crew cab van offers plenty of room for four additional passengers.



### 2 – Driver's seat "Comfort Plus"<sup>1</sup>

The driver's seat "Comfort Plus" features electrically adjustable four-way lumbar support as well as folding armrests on both sides, making your ride to work smoother than ever, even over long or bumpy roads.



## Seat configurations.

### Single seat „Standard“ and „Comfort“

	„Standard“	„Comfort“	„Comfort Plus“	„Rotating seat“
Backrest adjustment	•	•	•	•
Length adjustment	•	•	•	•
Height adjustment		•	•	•
Seat cushion tilt adjustment		•	•	•
Manual 2-way-lordosis		•		
Electric 4-way-lordosis			•	•
Armrest inside		•		
Armrest left/right			•	•
Rotating function approx. 180°				•

### Single swivel seat

	„ergoComfort“	„ergoActive“
Backrest adjustment	•	•
Length adjustment	•	•
Height adjustment	•	•
Seat cushion tilt adjustment	•	•
Electric 4-way-lordosis	•	•
Armrest left/right	•	•
Swing-unit with weight adjustment	•	•
Seat depth adjustment	•	•
Massage function		•



#### Operating element swivel seat:

- 1 Swing unit with weight adjustment
- 2 Length adjustment
- 3 Height adjustment
- 4 Seat depth adjustment
- 5 Seat cushion tilt adjustment
- 6 Backrest adjustment
- 7 Electric 4-way-lordosis
- 8 Headrest adjustment
- 9 Armrest adjustment

# LOADING COMPARTMENT



## Loading compartment.

**The MAN TGE's dimensions are everything you could ask for.**

The panel van offers a choice of two wheelbases, three lengths and three heights available with a loading compartment area ranging up to 18.4 m<sup>3</sup>. Depending on the version,

the vehicle length ranges from 5.98 to 7.39 metres and the vehicle height from 2.35 to 2.83 metres. The total permissible weight is up to 5.5 tons. An additional 3.5 tons can be transported using the trailer hitch. The chassis also comes in

two versions with a chassis cab or crew cab. The chassis with platform body is available factory-direct in four lengths with the platform length ranging up to 4.7 metres.



The specified load volume refers to the version with front wheel drive.



The loading compartment is equipped with a robust wood floor<sup>1</sup> or a universal flooring<sup>1</sup> that allows you to quickly install or remove your individualized shelving system as required.

You can choose to have the lashing rails installed on the loading compartment floor, ceiling, side walls or divider wall. Wall panelling made of laminated wood or synthetic twin-wall sheets (medium-height) is also optionally available. The loading compartment is superbly illuminated by the standard bright LED lights. The MAN TGE also features a low loading edge and an extra-wide sliding door with a 1,311 mm opening width.

**Interior fittings:**

**TOP 1 – Preparation for configurations**

A large number of hex holes for M6 screws allow you to easily install shelves and cabinets above and below the window area.

**2 – Low loading edge<sup>2</sup>**

The front-wheel drive in combination with the low 100 mm loading edge simplifies loading and unloading. An additional step<sup>1</sup> across the entire length of the vehicle rear, or the right half<sup>1</sup> if there's a trailer hitch, is also available for easier access.

**3 – Lashing rails and lashing points<sup>1</sup>**

Lashing rails can be installed on the loading compartment floor, ceiling, side walls or divider wall as required. Lashing points installed in the floor are standard.

**4 – Interior ceiling-mounted racks<sup>1</sup>**

Offers easy storage for longer items. Both parts of the rack can be moved along the vehicle ceiling to adjust the length for all kinds of goods. They are removable when not in use.

**5 – Floor and wall panelling<sup>1</sup>**

Robust wood floor or **TOP** innovative universal flooring; optional wall panelling made of laminated wood or synthetic twin-wall sheets (medium-height).

**TOP 6 – Loading compartment lighting**

Bright, long-lasting LED lights are standard.

**7 – Door opening angle**

The rear doors open either 180° or 270°; extra-wide sliding door on the side with a 1,311 mm opening width.



<sup>1</sup>Optional equipment at extra cost. <sup>2</sup> Figure refers to the TGE panel van with front-wheel drive in comparison to the rear-wheel drive and all-wheel drive 4x4 models.



## Front and rear design.

**The first thing about the MAN TGE that grabs your attention is – that it grabs your attention.**

With the optional LED headlights and LED daytime driving lights, it turns heads just as effectively as it keeps you securely on track when driving at night. The extra-narrow A-pillars and large windshield ensure you can see far and wide. The extra-large rear-view mirrors with additional wide-angle function make your trip even safer. The van's astonishing aerodynamics result in a low drag coefficient and significant savings at the fuel pump.



**Headlights:** optional LED headlights with LED daytime driving lights.

**Radiator grille:** with eye-catching MAN lion, embedded in a high-gloss chrome trim.

**Rear-view mirrors:** large rear-view mirrors, optionally with electric adjustment and folding function, heated, extra wide viewing angle and impact-protected indicator lights.



## FRONT AND REAR DESIGN



a



b



c

## Wheels.

**The MAN TGE's wheels keep you rolling in style.**

It's your choice: light-alloy wheels, steel wheels with full hub caps or with wheel centre caps.

- a Steel wheels with full hub caps<sup>1</sup>
- b Steel wheels with chrome wheel centre caps<sup>1</sup>
- c Light-alloy wheels<sup>1</sup>

## Paint finishes.

**Your new MAN TGE is like a business card on wheels:**

Whether solid-colour, metallic, pearl effect or special paint finish, you can now show your true colours and make a great impression.

- 1 Ontario Green
- 2 Deep Ocean Blue
- 3 Candy White
- 4 Indium Grey metallic<sup>1</sup>
- 5 Neon Orange
- 6 Deep Black pearl effect<sup>1</sup>
- 7 Cherry Red
- 8 Reflex Silver metallic<sup>1</sup>

And if Candy White still isn't sweet enough for you, or Deep Black a little too bright, we offer over 100 other paint finishes for you to choose from.

<sup>1</sup>Optional equipment at extra cost.



VERSATILITY



**WOULD HAVE BUILT  
ROME IN A DAY.**







**The MAN TGE is always a smooth operator even under the toughest conditions.**

The two wheelbases, three heights and three lengths available make it the perfect choice no matter what the job. The two wheelbases are 3,640 mm and 4,490 mm. The loading compartment lengths<sup>1</sup> range from 3,450 mm to 4,855 mm, and the loading compartment heights<sup>2</sup>

from 1,726 mm to 2,196 mm. Choosing the largest height and length results in a maximum loading compartment volume of 18.4 m<sup>3</sup>. The chassis allows a maximum body length of 5,550 mm with a chassis cab, and a maximum length of 4,300 mm with a crew cab. And no matter which variation you select, the MAN TGE always packs a punch with a

permissible total weight of 3 t to 5.5 t. An additional 3.5 t can be transported using the trailer hitch. The maximum payload of the 3.5-ton version is particularly impressive – it can shoulder up to 1.8 t. It always offers the right combination of performance and generous space. How's that for power?

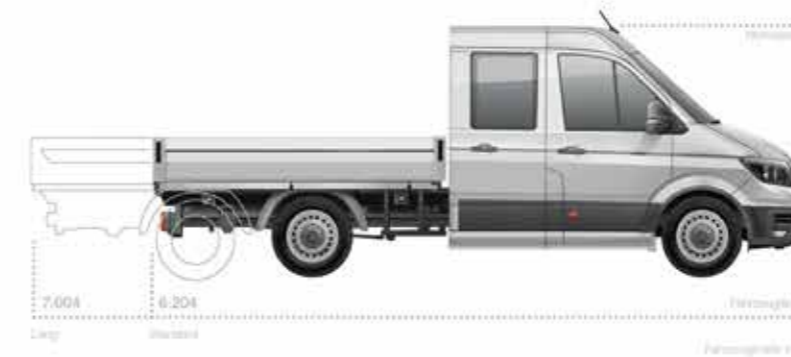
<sup>1</sup>Length measured at the vehicle floor incl. subfloor storage compartment extending past the divider wall. Load length is shorter in the upper area of the loading compartment. <sup>2</sup>With front wheel drive.

Van options<sup>1</sup>

The MAN TGE panel van.



The MAN TGE crew cab.



The MAN TGE combi van.



The MAN TGE chassis cab.



<sup>1</sup>The dimensions shown refer to vehicles with front-wheel drive and factory-direct chassis with platform body.



UPDATE YOUR FLEET.

## MAN eTGE.

**Our MAN eTGE with its fully electric drive sneaks through the urban jungle on quiet paws.**

With functionality, efficiency and reliability that leave a lasting impression, the powerful MAN eTGE can meet every current and future challenge that urban traffic poses for a freight or transport vehicle:

### Drive

The permanent magnet synchronous machine delivers a peak output of 100 kW (136 hp)<sup>1</sup> and the immediately accessible full torque of 290 Nm ensures optimum acceleration.

### Battery

Installed under the loading compartment, the MAN eTGE's 35.8 kWh high-voltage battery<sup>2</sup> ensures optimum weight distribution with no loss of load space in comparison with the rear or all-wheel drive.

### Charging options

With the provided cable, the MAN eTGE can be conveniently charged overnight or during work, for example, at any 230 V socket. At the practical AC Wallbox with a connected load of 7.2 kW, the MAN eTGE can be fully charged in just 5 hours and 20 minutes. 80% of the battery can be charged in 45 minutes at a rapid charging station (DC charging up to 40 kW).

### Range

The MAN eTGE really comes into its own in urban and stop-and-go traffic. Its real range<sup>3</sup> of 120–130 km with a maximum payload of 950 kg means the average daily urban mileage of 60–80 km is easily achievable at full loading capacity and that 70% of all applications can be covered.

### Cost – diesel vs. eTGE

After four years of mileage, the eTGE reaches a level of cost equality (TCO) with the diesel TGE. When state subsidies, tax advantages and lower energy costs are taken into consideration, it may even prove to be the more economical of the two. If you are in the process of purchasing or switching to a MAN eTGE, our MAN Transport Solutions experts will be happy to provide you with professional fleet advice.



<sup>1</sup> Energy consumption according to WLTP 29.1 kWh/100 km. <sup>2</sup> MAN offers an 8-year guarantee on the battery: guaranteed for 8 years or 160,000 km, whichever comes first, residual capacity of at least 70%. Damage caused by external intervention is not covered by the guarantee. <sup>3</sup> Range according to WLTP 115 km. Range according to NEDC 173 km.

## PASSENGER TRANSPORT

# JOB DESCRIPTION: ALL-ROUNDER.

Our buses have always commanded awe, and now our minibuses are clear proof that awesome things come in different shapes and sizes. And when it comes to passenger transport, they can keep up with their big brothers every step of the way. Specially developed to meet a wide spectrum of passenger and driver demands, our minibuses make every tour as relaxing and safe as possible. Our range also includes comfortable passenger seats with a wide selection of seat fabrics and leather variations ideally suited for buses. Whether used as an urban public transport vehicle or as a shuttle to remote and beautiful places, the accumulated MAN expertise embedded in every minibus ensures that your destination is well worth the trip.



1 – MAN TGE combi van; 2 – MAN TGE Intercity; 3 – MAN TGE Coach; 4 – MAN TGE City

## MAN TGE combi van.

### For the perfect combination:

Whether it's the basic package, Mobility Package or Shuttle Package, the MAN TGE combi van<sup>1</sup> is available in a variety of package options conceived to meet a broad range of transport demands. It provides wheelchair-accessible transport for disabled and mobility-impaired passengers and can also be used as a school bus or as a hotel and VIP shuttle. With up to nine comfortable seats, its ability to handle almost anything is unrivalled. Also, the as-standard emergency brake assist is just one of the safety systems designed to protect you on a daily basis.



## MAN TGE City.

### A real city boy:

The MAN TGE City cuts a modern dash through scheduled urban transport services. This agile multitasker features automatic transmission and passenger-friendly fittings to merge seamlessly into local public transport networks: padded bucket seats, large panoramic windows, ergonomic handrails and a generous low-floor area for prams and wheelchairs that has a folding ramp integrated at delivery. The MAN TGE City sets benchmarks in comfort when it comes to getting in and out: Double swing doors allow passengers to enter and exit without difficulty, something that is made even easier thanks to a low entry sill.



<sup>1</sup>Country-specific type approval as a special-purpose M1 vehicle.

## MAN TGE Intercity.

### Proven greatness through flexibility:

As a 16-seater entered through the sliding door (optionally electric) and with a flexible seating system, the TGE Intercity is fully versatile. With 19 seats, low entry and outer swing door, comfort levels go up yet another notch. Which is why the Intercity always delivers as the ideal shuttle bus for schools and clubs or a handy chaperone for hotel excursions. The TGE Intercity also features a host of safety systems designed to get you safely through a busy day at work.



## MAN TGE Coach.

### Travel like a star:

the ideal coach for small groups with high standards. The roomy passenger area has space for up to 16 passengers, each with their own coach seat crafted from supple leather. Separate air conditioning for the passenger area, a fridge for drinks and snacks and a video function guarantee your passengers a wonderfully luxurious travelling experience<sup>1</sup>. Even suitcases and bags travel in comfort – with an extra deep luggage compartment in the MAN TGE Coach.

<sup>1</sup>Optional equipment at extra cost.



## Superstructures.

**No matter what the challenges of your work or where it takes you:** Our industry expertise, years of experience and wide network of superstructure manufacturers can deliver the perfect solution for your business. The MAN TGE can be configured to match your requirements as a tipper, skylifter, ambulance vehicle or mobile workshop. Just tell us what you need and we'll take care of the rest.

**TOP** Factory-direct superstructures.

**Nobody likes to wait for delivery of their new vehicle, and especially not when it's a MAN TGE.** That's why we offer a large range of industry-specific and individual superstructures ready-made and factory-direct. You can configure your MAN TGE to your precise individual requirements. Whether as a chassis with platform body, tipper or box with integrated shelving – we deliver your vehicle so fast and efficiently you'll hardly notice the wait. Those who can't wait for more than a couple of days for their new MAN TGE in the right configuration can access our 'vans to go', a wide range of complete vehicle solutions which are available immediately.



1 – Platform body with crane; 2 – Lightweight box; 3 – Service vehicle with shelf extension; 4 – 5.5 t model with 3-side tipper



1



2



3

**Forestry work puts completely different demands on the MAN TGE than delivery work.**

Which is why working closely with MAN is the best thing for your business. We have over a century of transport industry experience, and our wide network of superstructure manufacturers has been carefully chosen in line with our rigorous quality requirements.

**Example configurations:**

- 1 Roll-off skip loader
- 2 Tow truck
- 3 Waste collector
- 4 Emergency services vehicle
- 5 Glass racks
- 6 Skylifter
- 7 Panel van with lift gate
- 8 Tipper
- 9 Tipper with crane
- 10 Platform body
- 11 Platform body with cover and carline roof
- 12 Camper van
- 13 Ambulance vehicle
- 14 Dry freight box body with tailgate lift
- 15 Panel van Plus



1



2



3



4



5



6



7



8



9



10



11



12



13



14



15

## Equipment packages.

You can choose among a wide range of factory-direct equipment packages<sup>1</sup> available at attractive prices.

### Safety packages.

#### Active safety package:

- Adaptive cruise control (ACC) with speed limiter and stop function
- Emergency brake assist (for adaptive cruise control ACC up to 160 km/h)
- Heated, foldable exterior mirrors with electric adjustment
- Lane change assist with active lane assist
- Parking assist in front and rear as well as lateral protection assist
- Fog lights including cornering light

#### Passive safety package:

- Three-point automatic seatbelts with seatbelt height adjustment and electric belt tensioners in front
- Airbag for driver and front seat passenger with front seat passenger airbag deactivation
- Side and head airbags for driver and front seat passenger
- Tyre pressure indicator
- Fog lights including cornering light
- Step lighting front, can be deactivated

#### Light and sight package:

- Light Assist high-beam assist
- Daytime driving lights with headlight activation (automatic), “leaving home” function and manual “coming home” function
- Intermittent windshield wiper operation with light and rain sensor
- Fog lights including cornering light

### Comfort packages.

#### Comfort package:

- Four 12 V outlets in the driver cab (three in the dashboard, one in the driver’s seat frame)
- Storage package 2: Two 1 DIN slots and reading lamp mounted in the roof
- Multifunction steering wheel (three spokes)
- Driver seat “Comfort Plus”
- Premium interior noise damping

#### Comfort package plus:

- Four 12 V outlets in the driver cab (three in the dashboard, one in the driver’s seat frame)
- Storage package 2: Two 1 DIN slots and reading lamp mounted in the roof
- Chrome package
- Multifunction leather steering wheel (three spokes), heated
- Suspension seat “ergoActive” for the driver
- Premium interior noise damping
- Adaptive cruise control with speed limiter
- Step lighting front, can be deactivated

#### Winter package:

- Additional water heating with programmable park heating and radio remote control
- Headlight cleaning system with heatable windscreen washer nozzles in the front and washer water level indicator

### Industry-specific packages.

#### Tipper construction package:

- Electric terminal strip and control unit with ABH programming
- Preparation for tow-bar (including roll-over stabilisation) with cable set, outlet and control unit
- Rear window
- Interior safety mirror, dimmable
- Preparation for three-way tipper
- Dirt trap in front
- Position lights on the front roof
- Second battery with cut-off relay and battery monitoring

#### Platform body construction package:

- Preparation for tow-bar (including roll-over stabilisation) with cable set, outlet and control unit
- Rear window
- Interior safety mirror, dimmable
- Platform floor, aluminium side panels (foldable), safety fasteners, additional step (in the rear on tailgate panel)
- Position lights on the front roof

#### Driver assist distributor package:

- “Rear View” reversing camera
- Heated, foldable exterior mirrors with electric adjustment
- Lane change assist
- Side marker lights
- Parking assist in front and rear as well as lateral protection assist

#### Loading compartment distributor package:

- C-rails on the divider wall and on the side walls
- Wooden floor, lateral interior panelling in the loading compartment made of synthetic twin-wall sheets (medium-height)
- Cab doors with reinforced door hinge on the driver side
- Hinges for the rear double-wing door with extra-large opening angle
- Side marker lights

#### Industry case distributor package (with or without tailgate lift):

- Narrow end cross beam with L = 1,149 mm and H = 225 mm, bolted
- Position lights on the front roof
- Tailgate lift preparation, electric
- Second battery with cut-off relay (deep cycle)
- Exterior mirror for protruding configuration width up to 2.4 m, left and right, convex, with integrated LED indicator light and wide-angle range
- Preparation for loading compartment lighting



INNOVATIONS AND SAFETY

**YOU WORK ALONE, BUT  
THEY'VE GOT YOUR BACK.**





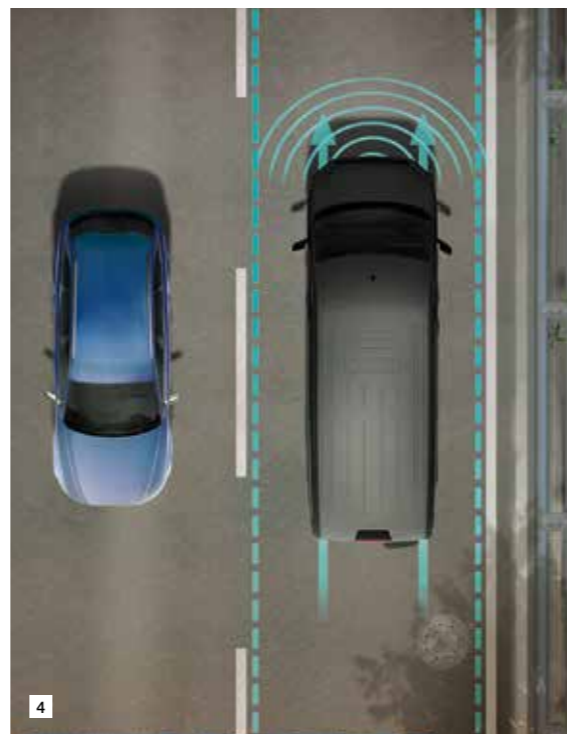
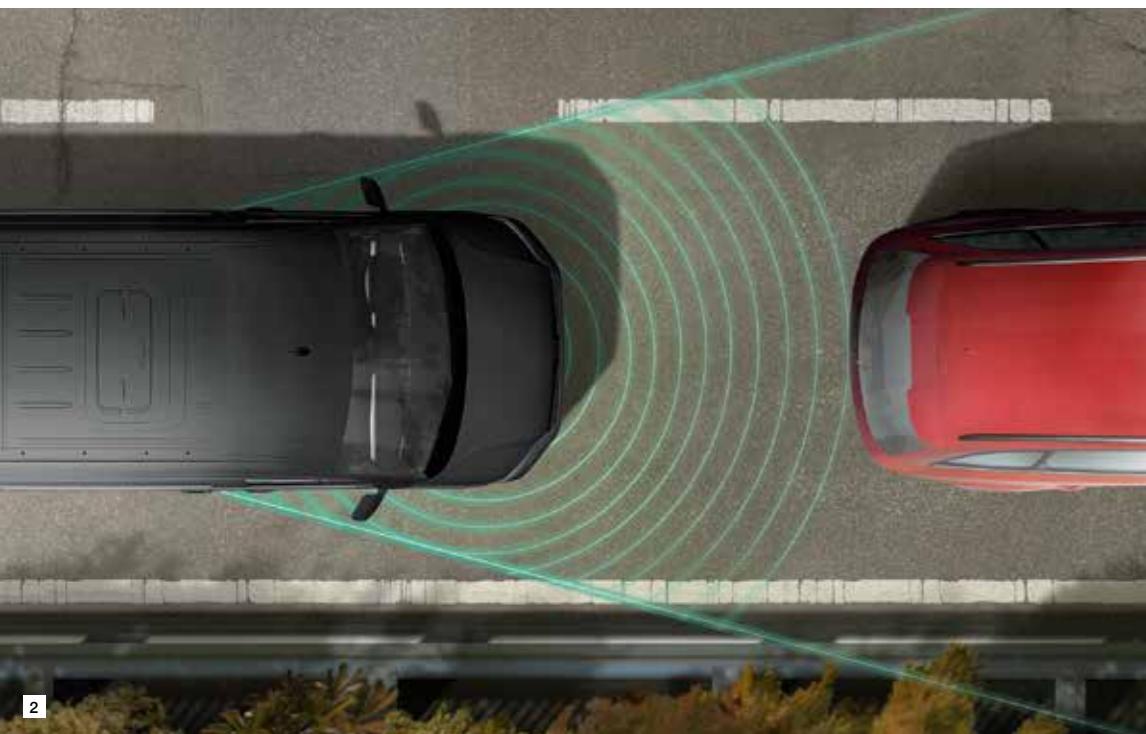
# TOP Innovations and safety.

## You need a team you can rely on.

Which is why the MAN TGE comes with a range of innovative safety systems to help you, depending on their respective capabilities of the selected system, to concentrate on your work and prevent costly damage to your vehicle at the same time.

### **P** 1 – park steering assist<sup>2</sup>

When activated, the park steering assist takes over the steering of the vehicle during parking, slipping the MAN TGE smoothly and accurately into the narrowest spots. The driver continues to operate the acceleration and brakes manually, remaining in full control of the vehicle. The system makes parking easier than ever in the MAN TGE, and prevents damage from parking errors.



### **E** 2 – Emergency brake assist EBA as standard equipment

If the MAN TGE is approaching an obstacle and the driver doesn't react, as-standard emergency brake assist warns the driver and then activates the brake in case of an emergency. In combination with the automatic transmission, the system automatically brings the vehicle to a complete stop<sup>1</sup> to prevent a collision.

### **P** 3 – Park out assist<sup>2</sup>

A feature of lane change assist, park out assist helps the driver when backing out of a parking place, and brakes the MAN TGE automatically if there is a risk of collision with oncoming traffic.

### **L** 4 – Active lane assist<sup>2</sup>

If the vehicle unintentionally exits the lane, active lane assist automatically compensates and steers the vehicle back into the lane. The system automatically activates at speeds over 65 km/h, and functions reliably even in poor weather conditions or with low visibility.

### **L** 5 – Lateral protection assist<sup>2</sup>




Sixteen ultrasonic sensors monitor the distance of objects on either side of the vehicle and in an emergency warn the driver of objects close to the MAN TGE. At the driver's seat, a convenient display shows objects all around the vehicle and indicates potential collision risks when changing lanes. An acoustic signal also warns the driver of collision risks.

### **P** 6 – Trailer assist<sup>2</sup>

This system can be activated when required. When reversing with a trailer, the MAN TGE automatically follows a previously set turning angle. The driver controls the acceleration and braking only, the steering is automatically controlled by the vehicle.

### **A** 7 – Adaptive cruise control (ACC)<sup>2</sup>

Convenient and practical adaptive cruise control with speed limiter that in combination with automatic transmission can brake the vehicle to a full stop.





## Additional assistance systems<sup>1</sup>.

**Lane change assist<sup>2</sup>:** Lane change assist warns the driver of oncoming traffic in the driver's blind spot when changing lanes at speeds over 10 km/h. The system prevents potential collisions during lane changes – in city traffic and on the highway.

**Crosswind assist:** This system keeps the MAN TGE safely in its lane in case of a side wind or on a laterally sloped road surface.

**Fatigue detection<sup>2</sup>:** This system detects deviations from normal driving behaviour that indicate fatigue, and then advises the driver with an acoustic and visual signal to take a break.

**Multi-collision brake:** When a collision is detected, this system ensures the vehicle fully brakes to prevent further accidents.

**High-beam assist<sup>2</sup>:** This system senses vehicles up ahead or oncoming traffic and automatically switches back to low-beam.

**Light/rain sensor<sup>2</sup>:** This system reacts automatically in darkness or rain, regulating the headlights and windshield wipers accordingly.

**Hill ascent assist:** This system automatically assists start-up on inclines by preventing the vehicle from rolling backwards.

**Parking assist<sup>2</sup>:** This system helps the driver manoeuvre when parking using acoustic and visual signals that indicate the distance remaining in front and behind the vehicle.

**Reversing camera<sup>2</sup>:** Images from this camera are displayed on the cockpit monitor. The system helps the driver when parking, manoeuvring and reversing.

**ABS & ESP:** Electronic stability control is an add-on to the anti-lock braking system. This electronically controlled driver assistance system strategically brakes individual wheels to prevent swerving and skidding.



<sup>1</sup>Within the technical capabilities of the system. <sup>2</sup>Optional equipment at extra cost.

**OUR MAINTENANCE FOLLOWS  
A SCHEDULE: YOURS.**

**One of the best features of the  
MAN TGE: the MAN team.**

With individual solutions, cutting-edge time and maintenance management, MAN Genuine Parts and MAN Original Accessories, and customized MAN ServiceContracts, we effectively clear the path for your success. Combined with flexible opening hours at our MAN service centres and our 24-hour roadside assistance, we make sure nothing slows you down for long.

## MAN Mobile24

Whether you're in the big city jungle or in the forest: The 24-hour roadside assistance "MAN Mobile24" ensures that you will stay right on track. The MAN roadside assistance is ready to help you out 24/7/365. In case of a breakdown, simply call the Mobile24 number from any European country and speak to a competent partner who is ready to help you in one of 25 languages. If necessary, a MAN mobile service vehicle will be dispatched from one of the approximately 2,000 service centres across Europe. You can view and follow the current status of your breakdown processing at any time with the Mobile24 Tracking Link.

## MAN Services

Once a MAN, always a MAN. That goes for the MAN TGE as well as MAN's repair and maintenance service. Our individualized ServiceContracts include additional services such as a driveline warranty or a complete vehicle warranty. A MAN service contract offers you absolute planning and calculation reliability and reduces your administrative load. You can choose between the "Comfort", "Comfort Plus" and "Comfort Super" ServiceContracts. These contracts help you safeguard your business as well as plan maintenance and inspections intelligently. In an emergency, MAN's mobility guarantee ensures you have transportation to the nearest service centre. That means day and night, you can always rely on our long-lasting, top-quality MAN Genuine Parts. Or you can choose our Ecoline MAN Genuine Parts line of professionally recycled replacement parts at MAN quality standards. These environmentally-friendly parts cost less than new parts as well. MAN Original accessories also include a wide range of comfort, transport and protection products.

## MAN TopUsed

An outstanding offer for an outstanding van: MAN TopUsed is your dependable partner for second-hand vehicles with our own locations for MAN Used in over 30 countries. At [www.topused.man.eu](http://www.topused.man.eu), you can conveniently search for and find the just the used MAN TGE that's right for you. Their comprehensive range of services such as individual financing solutions, trade-ins and Europe-wide use vehicle warranties are indispensable in the search for a second-hand model of one of our high-quality vehicles.



## MAN Financial Services and MAN Rental

Our individually designed finance packages offer you a comprehensive range of options for cost-effectively purchasing a new MAN TGE. Our leasing offers allow you to calculate your costs with even better accuracy, because you only pay for the period of time that you actually use the vehicle. Our insurance products guarantee comprehensive protection against damage caused by you or by third parties. The MAN card offers a convenient method of international payment for fuel and filling station services, and for vehicle-related costs accounting. Our rental offers allow you to increase the capacity of your vehicle fleet at short notice and for a limited period of time. That significantly increases the flexibility of your business's competitiveness. If you need personal help or advice, you can reach us any time. For more information and our contact details go to [www.man.de/fs](http://www.man.de/fs).

## MAN ProfiDrive®

The MAN TGE is a true all-rounder tailor-made for the tasks and challenges of your individual daily drive. Qualified MAN ProfiDrive® trainers help you drive your MAN TGE more intelligently, safely, and efficiently while reducing your operating costs at the same time. MAN ProfiDrive® also includes a range of seminars specifically designed for the van segment. Our areas of instruction:

- Driving safety in accordance with DVR (German Traffic Safety Association) guidelines
- Cost-effectiveness
- Off-road
- Vehicle instruction and technology
- Payload/luggage safety
- Van driver qualification, FQT of BG Verkehr (Transporter Driver Qualification, German BG for Transport and Traffic)
- Loss prevention/risk management
- Introduction to emergency and rescue services

Many of the training courses can be recognised and certified in accordance with professional driver qualification guidelines.



## DRIVE AND ENGINES

**Do you cross dirt roads and forest trails to get to work? Then get ready to be amazed by the superb performance of MAN TGE's intelligent all-wheel drive.**

In normal conditions, for example on an asphalt road, the MAN TGE with all-wheel drive is powered by front-wheel drive. But on surfaces with limited traction, it switches to all-wheel drive without you having to lift a finger. And it does so in just a split-second's time.

It not only provides you with decisive safety benefits in urban traffic: All assistance systems are fully networked with the all-wheel drive system, which also makes your drive more comfortable than ever. The full drive power is flexibly distributed across front and back axles, and can be fitted with switchable limited slip differential<sup>1</sup>. This wear-resistant and low-maintenance all-wheel drive is available installed directly at the factory and is now even available as permanent drive with a total weight of 5.0 or 5.5 t, developed in cooperation with Oberaigner, the all-wheel drive specialist. Forget everything you thought you knew about all-wheel drive. Get behind the wheel of a MAN TGE with all-wheel drive today.

# ANYONE FOR A SHORTCUT THROUGH HELL?

<sup>1</sup>Optional equipment at extra cost.



## Drive and engines.

**What's essential on the job? The drive to succeed. Which is why the MAN TGE is driven by a new generation of cutting-edge diesel and electric engines that deliver power and efficiency on any terrain.**

Specially developed for the tough demands of commercial vehicle use, these engines combine a long service life with impressive power and low consumption. So no matter what the transmission or drive type you choose, these engines deliver outstanding performance, high efficiency and superb reliability even under extreme driving conditions.



### Diesel engines:

#### 2.0 l (75 kW, 300 Nm), turbo:

Front-wheel drive

#### 2.0 l (90 kW, 300 Nm) turbo, available as Light Duty and Heavy Duty versions:

Rear wheel drive with single or dual tyres

#### 2.0 l (103 kW, 340 Nm)<sup>1</sup>, turbo:

Front-wheel drive, rear-wheel drive and all-wheel drive 4x4

#### 2.0 l (130 kW, 410 Nm), BiTurbo, available as Light Duty and Heavy Duty versions:

Front-wheel drive, rear-wheel drive and all-wheel drive 4x4

### Electric motor:

#### Electro (100 kW, 290 Nm) synchronous motor:

Front-wheel drive

Energy consumption: 29.1 kWh/100 km

CO<sub>2</sub>-emissions: 0 g/km



### Front-wheel drive

- High payload
- High trailer load of up to 3.0 t
- 100 mm lower loading edge and access height
- Very high loading compartment
- Transverse front engine

**75-kW engine** 6-speed manual transmission  
**103-kW engine** 6-speed manual transmission/  
 8-speed automatic transmission  
**130-kW engine** 6-speed manual transmission/  
 8-speed automatic transmission

### Electric drive (front-wheel drive)

- Synchronous machine
- Loading compartment volume: 10.7 m<sup>3</sup>
- Loading height: 670 mm
- 950 kg payload with 3.5 t GVW
- Optimum range-to-payload ratio

**100-kW motor** 1-speed transmission

### Rear-wheel drive

- High trailer load of up to 3.5 t
- Small turning circle
- Maximum payload
- Best traction with high loads
- Longitudinal front engine

**90-kW engine** 6-speed manual transmission  
**103-kW engine** 6-speed manual transmission  
**130-kW engine** 6-speed manual transmission/  
 8-speed automatic transmission

### All-wheel drive 4x4

- Reliable traction
- Safe handling
- Superb directional stability
- High trailer load of up to 3.0 t
- Transverse front engine
- Now also available as permanent all-wheel drive with a total weight of 5.0 t or 5.5 t

**103-kW engine** 6-speed manual transmission  
**130-kW engine** 6-speed manual transmission/  
 8-speed automatic transmission

## Vehicle line-up.

### Panel van

Standard	Long	Extra-long
Length: 5,986 mm Wheelbase: 3,640 mm	Length: 6,836 mm Wheelbase: 4,490 mm	Length: 7,391 mm Wheelbase: 4,490 mm

**Normal roof**  
Height: 2,355 mm



**High roof**  
Height: 2,590 mm



**Super-high roof**  
Height: 2,798 mm



### Cowl

Standard	Long	Extra-long
Length: 5,968 <sup>2</sup> mm Wheelbase: 3,640 mm	Length: 6,818 <sup>2</sup> mm Wheelbase: 4,490 mm	Length: 7,211 <sup>2*</sup> mm Wheelbase: 4,490 mm

**Cowl**  
Height: 2,305 – 2,327<sup>2</sup> mm



**Flatframe cowl**  
Height: 2,305 – 2,312 mm



**Weight variants:** 3.0 t, 3.5 t, 3.88 t, 4.0 t, 5.0 t, 5.5 t plus trailer loads of 2.0 bis 3.5 t.

**Engine variants:** 2.0-l Turbo Diesel: 75 kW, 90 kW, 103 kW, 2.0-l BiTurbo Diesel: 130 kW, \*Electric: 100 kW.

**Drive variants:** Front, rear, all-wheel drive.

**Transmission variants:** manual 6-speed manual transmission, 8-speed automatic transmission, \*electric 1-speed transmission.

### Combi van and minibus

Standard	Long	Extra-long
Length: 5,968 mm Wheelbase: 3,640 mm	Length: 6,836 mm Wheelbase: 4,490 mm	Length: 7,391 mm Wheelbase: 4,490 mm

**Normal roof**  
Length: 2,355 mm



**High roof**  
Length: 2,590 – 2,625 mm



**Super-high roof**  
Height: 2,830 mm




### Chassis

Standard	Long	Extra-long
Length: 5,968 <sup>2</sup> mm Wheelbase: 3,640 mm	Length: 6,818 <sup>2</sup> mm Wheelbase: 4,490 mm	Length: 7,211 <sup>2*</sup> mm Wheelbase: 4,490 mm

**Chassis cab**  
Length: 2,305 – 2,327<sup>2</sup> mm



**Crew cab**  
Length: 2,321 – 2,352<sup>2</sup> mm



# NOT TO BE OVERTAKEN.

The MAN TGE is a unique companion in many ways. Boundless opportunity meets outstanding service. Explore the MAN TGE at [www.van.man](http://www.van.man)

## Additional equipment.



### 1 – Bar trailer hitch<sup>1</sup>, optionally available as alternating system.

Designed for trailer loads of up to 3 t – including electronic trailer stabilisation.

### 2 – Ball-type trailer hitch<sup>1</sup>, optionally available as alternating system.

Safe and reliable operation of trailers and carrier systems up to 3.5 t.

### 3 – Additional wide step integrated in the fender<sup>1</sup>.

Makes loading and unloading a breeze.

### 4 – Additional step on one side<sup>1</sup>.

Assists with loading and unloading in combination with a tow-bar for up to 3.5 t.

### Dirt trap<sup>1</sup>

(no image). Protection against dirt and stones.

### Preparation for trailer hitch<sup>1</sup>

(no image). Different preparations are available for trailer loads of up to 3.5 t.

### Preparation for roof rack<sup>1</sup>

(no image). C-profile mounting rails on the roof facilitate the attachment of roof racks, roof boxes and other racks.

### Roof rack with roller<sup>1</sup>

(no image). This rack comes in handy for safe loading and transport of long items.

## Versatile and reliable.

**With our optional MAN TGE chassis with platform body superstructures featuring either a chassis cab or crew cab, you can confidently take on even the toughest assignments.**

No matter what surprises your day or the weather has in store, your load is safe with the chassis with platform body.

### Storage box<sup>1</sup>

The best box for your buck: the storage box for the chassis with platform body. It reliably protects your freight from wind and the elements, turning your MAN TGE into a utility vehicle like no other. Storage boxes are available as above and under platform models.

### Lashing points

Up to ten lashing points embedded in the floor for securing the payload can be sunk into the loading platform so they are flush with the floor.

### Toolbox<sup>1</sup>

In addition, two locked toolboxes can be mounted under the loading platform. Each has a capacity of 71.5 litres and can hold up to 40 kg.





## General and additional information.

The depicted vehicle illustrations may show optional equipment available for an additional price. Please note that some equipment options may only be available in conjunction with other additional equipment and/or are not available in certain equipment combinations, and may be subject to certain legal requirements. Any liability of MAN for inappropriate use of such equipment is expressly excluded.

Some optional equipment can lead to longer delivery times for the vehicle. Your MAN partner is available to discuss your individual requirements. Only your MAN partner can check the combination requirements as well as the accuracy and completeness of the information in his order system.

The representation of any brand without a ® shall not be construed as not being a registered trademark and/or a permission to use this brand name without the prior written consent of the MAN Group. The product name AdBlue® is a registered trademark of the German Automotive Industry Association [Verband der Automobilindustrie e.V. (VDA)]. iPod/iPad/iPhone are trademarks of Apple Inc.

Our vehicles are fitted with summer tyres as standard. Since 4 December 2010, all vehicles operated within the Federal Republic of Germany are required by law to be fitted with winter tyres or all-season tyres in conditions where back ice, snow, slush, ice or frost are present. Your MAN partner will be happy to assist with choosing the appropriate tyres.

All engines are equipped with a multi-stage exhaust after-treatment system (diesel particle filters and SCR catalytic converter). The SCR (Selective Catalytic Reduction) catalytic converter converts the exhaust gas nitrogen oxide (NOX) into nitrogen (N<sub>2</sub>) and water (H<sub>2</sub>O), without creating undesirable secondary emissions. The conversion process uses a synthetic, aqueous urea solution, i.e. AdBlue® (ISO 22241-1/FROM 32), which is stored in a separate reservoir. Depending on the vehicle, the AdBlue® will have to be replenished in between scheduled services by the customer or by his or her MAN partner.

Shown empty vehicle weights include 68 kg for the driver, 7 kg for luggage, all liquids and a 90% tank filling, ascertained pursuant to Regulation (EU) No. 1230/2012 in its current version. The selected equipment or equipment line may affect the vehicle empty weight. The actual payload of the vehicle, which is the difference between the vehicle's permissible total weight and its empty weight, can therefore only be determined by weighing the individual vehicle.

The engine power inevitably decreases in relation to an increase in altitude. At 1,000 m above sea level, and for every additional 1,000 m, deduct 10% from the weight of the outfit (trailer load limit + gross weight of the towing vehicle).

The illustrated colours may vary for printing purposes.

Refrigerant R1234yf is used with all diesel engine versions in vehicle classes N1, N2 and M2. The GWP of the refrigerant used is 4 (refrigerant R1234yf). The filling quantities depend on the air conditioning compressor. They vary between 540 and 570 grams with one air conditioning compressor. With two air conditioning compressors, the fill quantities vary between 785 and 815 grams. The eTGE uses the refrigerant R134a. The GWP of the refrigerant used is 1,430 (refrigerant R134a). The filling quantities depend on the air conditioning compressor and vary between 560 and 590 grams. With the ALTAS minibus configurations, refrigerant R134a is currently still in use for the roof-mounted air conditioning system.

## General and additional information.

The consumption and emission values given were determined according to measurement procedures required by law. Since 1 September 2017, type approval of new vehicles is being carried out according to the Worldwide Harmonised Light Vehicles Test Procedure (WLTP), a more realistic test procedure for measuring fuel consumption and CO<sub>2</sub> emissions. Since 1 September 2018, WLTP has also replaced the new European Driving Cycle (NEDC) for light commercial vehicles. Where consumption and emission values are given as a range, they do not refer to one specific vehicle and do not form part of the offer. They serve only as a comparison between the different vehicle types.

Currently the NEDC values must still be declared. For new vehicles that are type approved according to the WLTP, the NEDC values are derived from the WLTP values. Where NEDC values are given as a range, they do not refer to one specific vehicle and do not form part of the offer. They serve only as a comparison between the different vehicle types.

Additional equipment and accessories (add-on parts, tyre formats etc.) can change relevant vehicle parameters such as weight, rolling resistance and aerodynamics and, in addition to weather and traffic conditions as well as individual driving style, can have an impact on a vehicle's fuel and electricity consumption, CO<sub>2</sub> emissions and mileage.

### **Additional information:**

This brochure is valid from 28 May 2021 for the MAN TGE, model year 2022. Subject to change without notice. Modifications and errors reserved.

MAN service appointments are broken down into “oil change service” and “inspection”. The service interval indicator in the display of the instrument cluster is a reminder for the next service appointment.

### **Collection and recycling of end-of-life vehicles:**

MAN responds to the challenges of a modern society in all new products launched under the MAN brand. This includes the protection of the environment and natural resources. This is why MAN builds all new MAN TGE vehicles to specifications that facilitate their environmentally friendly recycling and, subject to complying with the national law, collects end-of-life vehicles free of charge. More information on the collection and recycling of end-of-life vehicles is available at <https://www.van.man/de/de/altautoverwertung.html> or from your MAN sales office and/or service centre.

For more information, please refer to the enclosed price list/technical data. This price list contains the legal data on EU REGULATION No 540/2014 OF THE EUROPEAN PARLIAMENT AND OF THE COUNCIL of 16 April 2014 and on the new tyre label (EU Regulation 2020/740), which designates tyres in terms of fuel efficiency, wet grip and noise emission.